

# FINGERSTYLE BLUES

WITH  
RICK FINES

[WWW.LEARNROOTSMUSIC.COM](http://WWW.LEARNROOTSMUSIC.COM)



# FINGERSTYLE BLUES WITH RICK FINES

a quick A, back to E

A G E

Bass riff with G note

17

T T T T T T T T T T T I T T T T I T

turn-around

...on 1st and 3rd strings...

...as a riff with Thumb bass..

21

I M A I M A I M A A M I I A I I A I I A I A T A A I I I T

1st call and answer

2nd call and answer...

26

A T T T A A T A A A T T T I A I A A A A T T T I I I T T T T T T T T T T

backwards...

again...

down and back up...

31

A A T A A A T T T A I A A A A A T T T A A A A A A A A I I I I I I I I T T T T T T T T T T

let ring

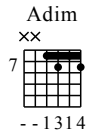
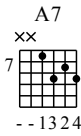
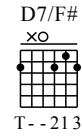
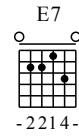
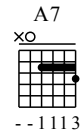
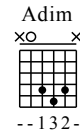
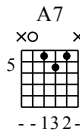
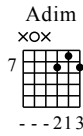
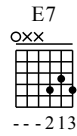
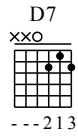
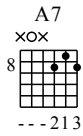


# FINGERSTYLE BLUES WITH RICK FINES

## 12-Bar Blues in A

delta fingerstyle

Rick Fines



Moderate ♩ = 105

a look at the chords in D7 formation...

1 A7 D7 E7

TAB: 9 8 9 | 9 8 9 | 2 1 2 | 4 3 4 | 0 0 0 | 0 0 0

Moving through the 12-bar Blues in A

7 A7

TAB: 9 9 9 | 9 9 9 | 9 9 9 | 9 9 9 | 0 0 0 | 0 0 0

11 D7 A7

TAB: 2 1 2 | 2 1 2 | 9 9 9 | 9 9 9 | 0 0 0 | 0 0 0



# FINGERSTYLE BLUES WITH RICK FINES

add a little riff (triple roll - A7 and Adim) here's that triplet roll...

let ring let ring let ring let ring

9 8 9 8 9 8 9 7 8 9

D7 and again... count 1 and a, 2 and a, three

let ring let ring let ring let ring

2 1 2 1 2 1 9 8 9 8 7 9 8 9

E7 1 and a 2 and a 3 4

let ring let ring let ring let ring

4 3 4 2 1 2 9 8 9 8 7 9 8 9

reverse roll - 3-2-1 alternating roll one more option...

9 8 9 8 7 8 9 9 8 9 8 7 8 9 9 8 9 8 7 8 9

# FINGERSTYLE BLUES WITH RICK FINES

turnaround (shuffle rhythm)

straight 1/4 notes

in context - turnaround to the E (shuffle)  
A7

E7

46

9 9 8 8 7 7 5 | 9 8 7 5 | 9 9 8 8 7 7 5 | 5 4

8 8 7 7 6 6 5 | 8 7 6 5 | 8 8 7 7 6 6 5 | 5 3

9 9 8 8 7 7 6 | 9 8 7 6 | 9 9 8 8 7 7 6 | 6 4

0 0 0 0 0 0 | 0 0 0 0 | 0 0 0 0 0 0 | 0 0

turnaround again...straight...

A7

E7

now try all your triplet rolls...

50

9 8 7 5 4 | 9 8 7 6 7 5 4 | 9 8 7 6 7 5 4 | 5 4

8 7 6 5 4 | 8 9 8 7 6 7 | 8 9 8 7 6 7 | 3 3

9 8 7 6 6 4 | 9 8 7 6 7 | 9 8 7 6 7 | 4 4

0 0 0 0 | 0 0 0 0 | 0 0 0 0 | 0 0

*let ring*      *let ring*

...some chord inversions for variety...

A7

Adim

A7

E7

54

5 6 5 | 4 5 4 | 3 2 2 | 0 3 0

6 5 6 | 5 4 5 | 2 2 2 | 3 1 1

0 0 5 6 5 | 0 4 5 4 | 0 4 5 4 | 2 2 2

0 0 0 0 | 0 0 0 0 | 0 0 0 0 | 0 2 0

Turnaround using these lower inversions

A7

E7

60

5 4 3 | 2 3 0 | 2 2 3 | 0 0 0

6 5 4 | 5 4 3 | 2 2 2 | 0 0 0

0 0 0 | 0 0 0 | 0 0 0 | 0 0 0

# FINGERSTYLE BLUES WITH RICK FINES

12 BAR - Adding triplets all over the place

A7

Adim

A7

Musical notation for measures 62-65. The top staff shows a melody with triplets and a descending line. The bottom two staves show guitar chords and bass lines. Measure 62 starts with an A7 chord. Measure 63 has an Adim chord. Measure 64 has an A7 chord. Measure 65 has an A7 chord. The bass line consists of a steady eighth-note pattern.

D7

A7

Musical notation for measures 66-69. The top staff shows a melody with triplets and a descending line. The bottom two staves show guitar chords and bass lines. Measure 66 starts with a D7 chord. Measure 67 has an A7 chord. Measure 68 has an A7 chord. Measure 69 has an A7 chord. The bass line consists of a steady eighth-note pattern.

Musical notation for measures 70-73. The top staff shows a melody with triplets and a descending line. The bottom two staves show guitar chords and bass lines. Measure 70 starts with a D7 chord. Measure 71 has an A7 chord. Measure 72 has an A7 chord. Measure 73 has an A7 chord. The bass line consists of a steady eighth-note pattern.

Slide in to the A7

Slide down to the Adim

Slide back up to the A7

Musical notation for measures 74-77. The top staff shows a melody with triplets and a descending line. The bottom two staves show guitar chords and bass lines. Measure 74 starts with an A7 chord. Measure 75 has an Adim chord. Measure 76 has an A7 chord. Measure 77 has an A7 chord. The bass line consists of a steady eighth-note pattern.

