

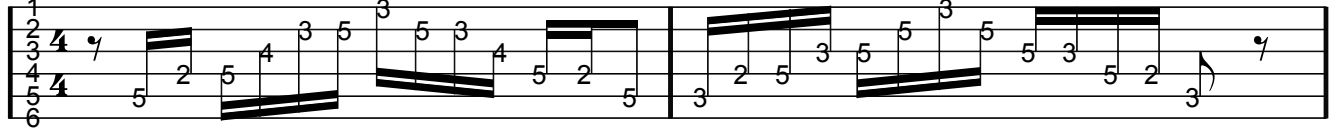
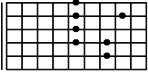

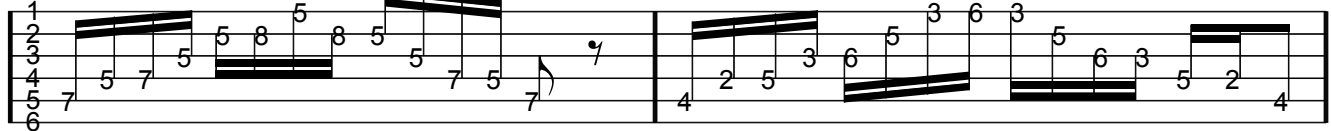


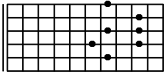
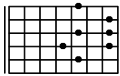
# PAUL PIGAT - JAZZIN' UP YOUR GUITAR


G6 Arpeggio  C7 Arpeggio 

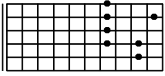
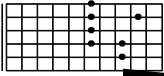



Ami7 Arpeggio  C#° Arpeggio 


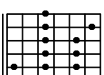



E7 Arpeggio  D7 Arpeggio 

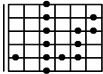
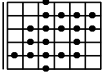


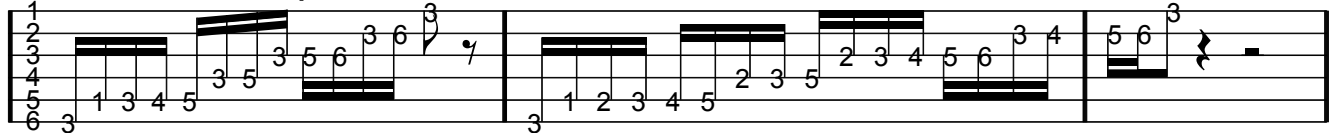
Bmi7 Arpeggio  Bbmi7 Arpeggio 



G major Pentatonic Scale  G minor Pentatonic Scale 



G "Blues" Scale  G "Combined" Scale 



Chromatic Scale (G Root)  G Mixolydian Mode 

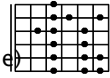


# PAUL PIGAT - JAZZIN' UP YOUR GUITAR

G Major Scale (Ionian Mode)



G Minor Scale (Natural Minor or Aeolian Mode)



12 Bar Blues Form

12 Bar Riff #1

# PAUL PIGAT - JAZZIN' UP YOUR GUITAR

## 12 Bar Riff #2

Musical notation for 12 Bar Riff #2, consisting of three staves. The first two staves show chordal patterns with notes and stems. The third staff shows a melodic line with fingerings (1-7, 3, 5, 3, 7, 6, 6, 3, 5, 3, 5, 3, 3) and a final bar with a whole rest.

## Arpeggio Riff #1

Musical notation for Arpeggio Riff #1, showing a single staff with arpeggiated chords G<sup>6</sup>, C<sup>7</sup>, and G<sup>6</sup>. Fingerings are indicated for each note.

## Arpeggio Riff #2

Musical notation for Arpeggio Riff #2, showing a single staff with arpeggiated chords C<sup>7</sup>, C<sup>#o</sup>, and G<sup>6</sup>. Fingerings are indicated for each note.

## Arpeggio Riff #3

Musical notation for Arpeggio Riff #3, showing a single staff with arpeggiated chords B<sup>-7</sup>, B<sup>b-7</sup>, and A<sup>-7</sup>. Fingerings are indicated for each note.

## Blue Monk Riff

Musical notation for Blue Monk Riff, showing a single staff with a complex melodic line. Fingerings are indicated for each note, including higher fret positions up to 12.

# PAUL PIGAT - JAZZIN' UP YOUR GUITAR

## Re-Enlistment Blues Riff

## 8 Bar Form

## 8 Bar Riff #1

## 8 Bar Riff #2

# PAUL PIGAT - JAZZIN' UP YOUR GUITAR

Rhythm Changes

A

G<sup>6</sup> G<sup>#0</sup> A<sup>-7</sup> A<sup>#0</sup> B<sup>-7</sup> E<sup>7/9</sup> A<sup>-7</sup> D<sup>7/9</sup>

G/D G<sup>7</sup>/D C C<sup>#0</sup> G E<sup>7</sup> A<sup>-7</sup> D<sup>7</sup>

B

2. G D<sup>7</sup> G B<sup>7</sup>/D

E<sup>7</sup>

A<sup>7</sup>/E

A

D<sup>7</sup> G<sup>6</sup> G<sup>#0</sup> A<sup>-7</sup> A<sup>#0</sup>

B<sup>-7</sup> E<sup>7/9</sup> A<sup>-7</sup> D<sup>7/9</sup> G/D G<sup>7</sup>/D C C<sup>#0</sup>

G E<sup>7</sup> A<sup>-7</sup> D<sup>7</sup> G D<sup>7</sup> G

# PAUL PIGAT - JAZZIN' UP YOUR GUITAR

Rhythm Changes Riff #1

Musical notation for Rhythm Changes Riff #1, consisting of four measures. The first measure contains eighth notes: 5, 4, 3, 6, 4, 3. The second measure contains eighth notes: 7, 5, 5, 3, 7, 5, 7, 5. The third measure contains eighth notes: 4, 7, 7, 5, 4, 6, 5, 7. The fourth measure contains eighth notes: 5, 5, 8, 7, 5, ending with a double bar line.

Rhythm Changes Riff #2

Musical notation for Rhythm Changes Riff #2, first part, consisting of four measures of chords. Measure 1: 1 2 3 4 5 6 7. Measure 2: 3 4 5 6 7. Measure 3: 5 6 7. Measure 4: 7 8 9 10.

Musical notation for Rhythm Changes Riff #2, second part, consisting of four measures of chords. Measure 1: 1 2 3 4 5 6 7 8 9 10. Measure 2: 10 11 12. Measure 3: 1 2 3 4 5 6 7 8 9 10. Measure 4: 1 2 3 4 5 6 7 8 9 10.

Rhythm Changes Riff #3

Musical notation for Rhythm Changes Riff #3, consisting of four measures. Measure 1: 1 2 3 4 5 6 7 8 9 10. Measure 2: 1 2 3 4 5 6 7 8 9 10. Measure 3: 1 2 3 4 5 6 7 8 9 10. Measure 4: 1 2 3 4 5 6 7 8 9 10.

Rhythm Changes Riff #4

Musical notation for Rhythm Changes Riff #4, first part, consisting of four measures. Measure 1: 1 2 3 4 5 6 7 8 9 10. Measure 2: 1 2 3 4 5 6 7 8 9 10. Measure 3: 1 2 3 4 5 6 7 8 9 10. Measure 4: 1 2 3 4 5 6 7 8 9 10.

Musical notation for Rhythm Changes Riff #4, second part, consisting of four measures. Measure 1: 1 2 3 4 5 6 7 8 9 10. Measure 2: 1 2 3 4 5 6 7 8 9 10. Measure 3: 1 2 3 4 5 6 7 8 9 10. Measure 4: 1 2 3 4 5 6 7 8 9 10.

Rhythm Changes Riff #5

Musical notation for Rhythm Changes Riff #5, consisting of four measures. Measure 1: 1 2 3 4 5 6 7 8 9 10. Measure 2: 1 2 3 4 5 6 7 8 9 10. Measure 3: 1 2 3 4 5 6 7 8 9 10. Measure 4: 1 2 3 4 5 6 7 8 9 10.

# PAUL PIGAT - JAZZIN' UP YOUR GUITAR

A guitar tablature for a four-measure phrase. The fretboard is numbered 1-6 on the left. The notes are: Measure 1: 0 (open), 3, 4, 2, 4, 2; Measure 2: 5, 4, 2, 4, 7 (natural), 4; Measure 3: 5, 4, 2, 5, 4, 3, 2, 3; Measure 4: 4, 5, 4, 2, 3.

## Circular Riff

A guitar tablature for a 'Circular Riff' consisting of two measures. The fretboard is numbered 1-6 on the left. Measure 1: 4, 5, 5, 6, 7, 5, 4, 7; Measure 2: 5, 7, 6, 5, 4, 7, 6, 5. The piece ends with a double bar line.