


# MORE DOBRO - A LESSON IN LAP-STYLE DOBRO PLAYING

## THE WATER IS WIDE ①

### LICK # 1




Musical notation for Lick # 1 on a five-line staff. The notes are: 0, 0, 0, 2, 2, 4, 0, 0, 4, 0, 1, 0. There are slurs under the 2-2-4 and 4-0-1 groups. A '5' is written below the 4-0-1 group.

Right Hand

T T T T T 1 2 T 1 T 1 2


### LICK # 2



Musical notation for Lick # 2 on a five-line staff. The notes are: 0, 0, 2, 0, 2, 3, 0, 0, 0, 0. There are slurs under the 2-0 and 2-3 groups. 'po' is written below the 2-0 group, and '5' is written below the 2-3 group.

2 2 T T 1 2 T 1 2


### LICK # 3



Musical notation for Lick # 3 on a five-line staff. The notes are: 0, 4, 5, 4, 2, 0, 0, 2, 0, 5, 5, 0. There are slurs under the 4-5-4 and 5-5 groups. '5' is written below the 4-5-4 group.

T T 1 2 T 1 T 1 2


### LICK # 4



Musical notation for Lick # 4 on a five-line staff. The notes are: 0, 0, 4, 4, 5, 2, 0, 0, 4. There are slurs under the 4-4-5 and 5-2 groups. '5' is written below the 4-4-5 group.

2 2 T 1 2 T 1 T


### LICK # 5



Musical notation for Lick # 5 on a five-line staff. The notes are: 0, 0, 0, 2, 4, 5, 7, 0, 7, 5, 5, 0. There are slurs under the 2-4-5 and 5-7 groups. '5' is written below the 2-4-5 group.

2 2 2 T T T 1 2

### LICK # 6



Musical notation for Lick # 6 on a five-line staff. The notes are: 0, 0, 4, 4, 2, 0, 0, 2, 0, 0, 2, 5, 5, 5. There are slurs under the 4-4-2 and 0-2 groups. 'po' is written below the 4-4-2 group, and 'ho' is written below the 0-2 group.

2 2 T 1 2 T 1 5 5 5 T 1 2

# MORE DOBRO - A LESSON IN LAP-STYLE DOBRO PLAYING

THE WATER IS WIDE

②

LICK # 7

0 0 2 0 0 4-5 0 0 2  
5  
T T T T T T 1 2 T 1 2

LICK # 8

0-2 0 0 2 4-5  
1 0 2 2 5  
T 2 2 T T

# MORE DOBRO - A LESSON IN LAP-STYLE DOBRO PLAYING

## WORRIED MAN BLUES

①

LICK # 1

Musical notation for Lick # 1. It consists of two staves. The top staff shows a sequence of notes: 0, 0, 0, 2, 0, 5, 0, 5, 0. The bottom staff shows the corresponding fretting: T, T, T, 1, T, 1, 2, T, 1, 2. A 'Ho' is written under the first three notes.

LICK # 2

Musical notation for Lick # 2. It consists of two staves. The top staff shows notes: 0, 4, 0, 4, 2, 0, 4, 5, 0. The bottom staff shows fretting: T, 1, 2, T, 1, 1, T, 1. There are 's' marks under the 4-2 and 4-5 intervals.

LICK # 3

Musical notation for Lick # 3. It consists of two staves. The top staff shows notes: 0, 0, 0, 0. The bottom staff shows notes: 2, 2, 4, 5, 5, 5. The fretting below is: T, 1, 2, T, 1, 2, T, 1, T, 1, 2, T, 1, 2, T.

LICK # 4

Musical notation for Lick # 4. It consists of two staves. The top staff shows notes: 0, 0. The bottom staff shows notes: 4, 5, 5, 2, 0, 0. The fretting below is: T, 1, 2, T, 1, 2, T, 1, T, 1. There is an 's' under the 4-5 interval.

LICK # 4 continued...

Continuation of Lick # 4. It consists of two staves. The top staff shows notes: 0, 4, 5. The bottom staff shows notes: 3, 2, 0. The fretting below is: T, T, 1, T. There is an 's' under the 3-2 interval.

LICK # 5 (Repeat lick # 1)

Five empty musical staves provided for practicing Lick # 5, which is a repeat of Lick # 1.

# MORE DOBRO - A LESSON IN LAP-STYLE DOBRO PLAYING

## WORRIED MAN BLUES

②

### LICK # 6

T 1 2 T 1 1 T 1

### LICK # 7

T 1 2 T T 1 T 1 2 T T 1

### LICK # 8

T 1 2 T 1 1 T 1

# MORE DOBRO - A LESSON IN LAP-STYLE DOBRO PLAYING

## ST. ANNE'S REEL

①

### LICK # 1

RIGHT HAND

### LICK # 2

### LICK # 3 (Repeat lick # 1)

### LICK # 4

### LICK # 5

# MORE DOBRO - A LESSON IN LAP-STYLE DOBRO PLAYING

## ST ANNES REEL (2)

### LICK #6

0 5 7 0 0 7 0 5 4-5 5  
 2 T 2 T 2 T 2 T 2 T 2 T T

### LICK #7

5 0 7 0 7-5 0 5-7 7 7-9 7  
 T 1 T 1 T 5 1 T 5 1 T 2 T

### LICK #8 (Repeat lick #6)

### LICK #9

5 0 7 0 7-5 0 5-7 7  
 T 1 T 1 T 5 1 T 5 1

4-5 0 0  
 T 2 T 2